

earthcore[®]

We Make Fire...Better.

earthcore.co

EcoSteel+ Insulated Chimney

**THE LIGHTWEIGHT ECO-STEEL+
VENTING SOLUTION** securely connects
each insulated flue section using a locking-tab
design, ensuring immediate and tight
assembly. With a 12 5/8" inner diameter and a
15 5/8" outer diameter, it is rated for any solid
fuel Isokern Fireplace. This versatile system
has been tested and approved for use with
Isokern Standard and Magnum fireplaces in
typical OR Fire-Lite applications.



**Insulated Chimney
Flue - Stainless Steel**

6" - 13INECO6
12" - 13INECO12
18" - 13INECO18
36" - 13INECO36
48" - 13INECO48



**Insulated Anchor
Plate - Stainless Steel**

13INECOAP



**Insulated Anchor
Plate with Damper
- Stainless Steel**

13INECOAPD



**Insulated 15° Offset
- Stainless Steel**

13INECO15OS



**Insulated 30° Offset
- Stainless Steel**

13INECO30OS

For Both EcoSteel & EcoSteel+



Round Chimney Cap
Stainless Steel
13ACECOCC



Firestop Assembly
13ACECOFS



Support Band
4 pack
13ACECOSB



Chase Flashing
13ACECOFC



Attic Insulation Shield
13ACECOIS



Rain Cap
for Shroud Installation
13ACECORC



Tall Cone Flashing
13ACECOFT



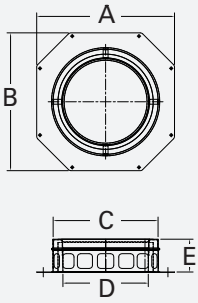
Storm Collar
13ACECOSC



Adjustable Support
13ACECOAS

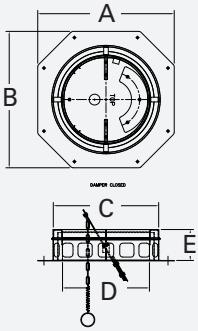


Wall Band
13ACECOWB



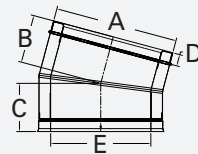
13INECOAP - Dimensions:

- A. 21.000
- B. 21.000
- C. 16.000 I.D.
- D. 13.000 I.D.
- E. 5.000



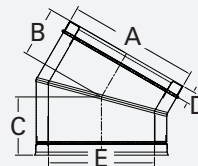
13INECOAPD - Dimensions:

- A. 21.000
- B. 21.000
- C. 16.000 I.D.
- D. 13.000 I.D.
- E. 5.000



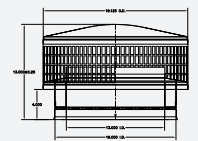
13INECO15OS - Dimensions:

- A. 16.000 I.D.
- B. 6.250
- C. 6.250
- D. 1.500
- E. 13.000 I.D.



13INECO30OS - Dimensions:

- A. 16.000 I.D.
- B. 6.148
- C. 7.148
- D. 1.500
- E. 13.000 I.D.



13ACECOCC - Dimensions:

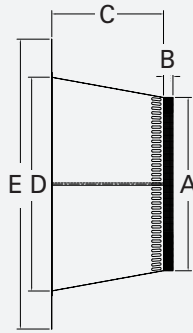
- A. 19.125 O.D.
- B. 13.000 ± 0.25
- C. 13.000 I.D.
- D. 4.000
- E. 16.000 I.D.

Stainless Steel



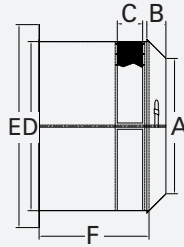
13INECOFC - Dimensions:

- A. 1.000
- B. 4.250
- C. 20.000 O.D.
- D. 26.250 Square



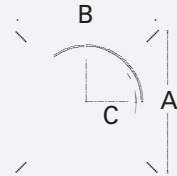
13ACECOFT - Dimensions:

- A. 18.250 O.D.
- B. 1.000
- C. 11.750
- D. 22.500 O.D.
- E. 30.500 Square



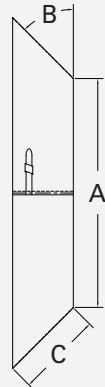
13ACECOIS - Dimensions:

- A. 16.000 I.D.
- B. 2.250
- C. 3.000
- D. 20.000 O.D.
- E. 24.000 Square
- F. 13.000



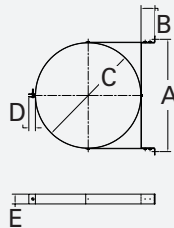
13ACECOFS - Dimensions:

- A. 23.188
- B. 23.188
- C. 16.375



13ACECOSC - Dimensions:

- A. 16.000 I.D.
- B. 45°
- C. 6.000



13ACECOWB - Dimensions:

- A. 17.125
- B. 2.000
- C. 16.036 I.D.
- D. 1.000
- E. 1.500

How It's Assembled:

